

## KOTTEKOTE IKEDA

- 01 Kottekote Ikeda
- 02 Kottekote Ikeda Mura no Syokudo
- 03 Ikeda Marche

Ikeda Town Library

- 25 Omocha House Kodomo to Ki
- 26 Wood Labo Ikeda

Ikeda Town Hall

- 09 Sobadokoro Ippuku

- 08 Omochi no Mamaya

- 22 Horiguchi ke Residence

- 18 Suwaazuki Shrine

- 10 Suisha

- 34 Syosenkaku Beniya

- 14 Shiraho Syokudo

- 12 Suiko Yume

- 31 Farm House Comunita

- 33 Keiryu onsen Kanmuri sou

- 13 Kazura

- 23 Tree Picnic Adventure Ikeda

- 17 Nohmen Museum

- 19 Hakusan Shrine

- 11 Nukumori Chaya

- 16 Kazura bashi Bridge

- 28 Furusato Fureai Dojo

- 24 Ikeda Climbing Wall

- 36 Nouson de Gassyuku Camp Center

Ikeda Town Hall

Once you get out of tunnel you will feel like "I come to Ikeda."

You can enjoy a sea of clouds from the top of the mountain early in the morning.

- 04 定方 sadakata Nagao to Coffee

- 24 Ikeda Climbing Wall

- 36 Nouson de Gassyuku Camp Center

- 30 Shinbo Family Ski Resort

- 27 Uomi Tezukuri Konjak Dojo

- 29 Amaike no Yado

- 15 Tezukuri kagu kobo Kanna

松ヶ谷 matsugatani

白栗 shiraawa

持越 mochikoshi

柿ヶ原 kakigahara

清水谷 shimizutani

Wai Wai Dome

広瀬 hirose

谷口 taniguchi

- 07 Kaori

安善寺 anzenji

Umeda shi Garden

- 21 Ukan Shrine

水海 mizuumi

Miyadani Kannon

- 32 Rider&guesthouse Bekotei

常安 tsuneyasu

上荒谷 kamiaratani

寺島 terajima

池田 ikeda

山田 yamada

寺谷 teradani

山田 yamada

山田 yamada

山田 yamada

山田 yamada

山田 yamada

山田 yamada

You can see the lifestyle of the townpeople beside the straight road in the village. Please drive quietly.

What a nice road! Rice paddy spreading in front of your eyes.

You can enjoy a sea of clouds from the top of the mountain early in the morning.

Mountains appear on the other side of the rice paddies.

From here is the world of animals. The road will continue all the way to Mt. Kanmuri.

池田 IKEDA FUKUI, JAPAN

Pot Holes

Ryuso Falls

Mimiwa Bodhisattva

Mt.Heko



Welcome to IKEDA, a Japanese rural village.

#ikeda\_fukui

**01 Kottekote Ikeda**  
*The city cultural exchange center. Sightseeing base*  
 0778-44-8050  
 9:00-19:00  
 Closed on Wednesday  
 (Open dairy during GW and summer holidays)  
<https://facebook.com/ikedaichiba/>

**02 Kottekote Ikeda Mura no Syokudo**  
*Cafeteria full of local ingredients*  
 0778-44-8050  
 9:30-16:00  
 (Lunch 11:00-14:00)  
 Closed on Wednesday  
<https://facebook.com/ikedaichiba/>

**03 Ikeda Marche**  
*The townspeople market held only on weekends*  
 0778-44-8060 (Tourist Association)  
 11:00-16:00  
 Closed from Monday to Friday  
 \*Closed from December to March  
<http://ikedanousonkanko1.wixsite.com/ikeda-marche/>

**04 Nagao to Coffee**  
*Home-made roasted coffee's authentic cafe*  
 0778-67-6723  
 10:00-18:00  
 Closed from Monday to Friday  
 \*There is irregular holiday  
<https://facebook.com/nagaofarm/>

**05 Wacca Cafe**  
*Natural food cafe where you can enjoy Kotatsu (Japanese traditional foot warmer)*  
 0778-67-6668  
 11:00-16:00  
 Closed on Monday and Tuesday  
 \*There is irregular holiday  
<https://wacca-ikeda.com/>

**06 Cafe Picnic!**  
*Cafe in Tree Picnic Adventure Ikeda*  
 0778-44-7474  
 10:00-17:00  
 Closed on Tuesday  
 (Open dairy during GW and summer holidays)  
 \*Closed from December to March  
<https://picnic.ikeda-kibou.com/en/>

**07 Kaori**  
*Cafe where you can enjoy sweetfish and wild boar cuisine*  
 0778-44-6952 9:30-19:00  
 Irregular holiday

**08 Omochi no Mamaya**  
*Rice cake restaurant where you can taste Japanese New Year's cuisine*  
 0778-44-8338  
 11:00-16:00  
 (Lunch 11:00-14:00)  
 Closed on Monday

**09 Sobadokoro Ippuku**  
*Soba shop serving popular specialty "Shiosoba"*  
 0778-44-6121  
 11:00-17:00  
 Closed on Tuesday  
<https://ippuku-shiosoba.jp/>

**10 Suisha**  
*Soba shop serving traditional soba*  
 0778-44-7699 11:30-14:30  
 Closed on Wednesday

**11 Nukumori Chaya**  
*Handmade snack store only on weekends*  
 0778-44-8060 (Tourist Association)  
 10:00-16:30  
 Closed from Monday to Friday  
 \*Closed from December to March

**12 Suiko Yume**  
*Mountain restaurant with a hearth*  
 090-9768-5300 11:00-15:00  
 \*Open at other time if there is a reservation  
 Closed from Monday to Friday  
 \*Open on the weekdays if there is a reservation  
 During winter time open only upon reservation

**13 Kazura (C/O Kanmuri sou)**  
*Restaurant preparing the diverse tastes of Ikeda*  
 0778-44-6404 11:30-14:00, 17:00-19:00  
 \*Open at night upon reservation  
 Closed on Tuesday

**14 Shiraho Syokudo**  
*Diner bustling with local customers*  
 0778-44-6217 12:00-13:30, 17:30-20:00  
 Closed on Wednesday

**15 Tezukuri kagu kobo Kanna**  
*Handmade furniture workshops lining up with wood products*  
 0778-44-7370 10:00-17:00  
 Irregular holidays

**16 Kazura bashi Bridge**  
*Suspension bridge made of natural vines*  
 0778-44-6878 9:00-17:00  
 Closed from December to March  
 Adult: 300yen,  
 Elementary and middle school student: 200yen,  
 Children under elementary school age: Free

**17 Nohmen Museum**  
*Museum of masks of the traditional performing art "Noh"*  
 0778-44-7757 10:00-16:00  
 (Saturday, Sunday and public holidays 10:00-17:00)  
 Closed on Tuesday  
 (Closed on the following day if Tuesday is a holiday)  
 Adult: 300 yen,  
 Elementary school students and children under elementary school :200 yen

**18 Suwaazuki Shrine**  
*Shrine with Inari large cedars representing the town*  
 0778-44-8060 (Tourist Association)  
 No regular holidays

**19 Hakusan Shrine**  
*Shrine with amazing roots of Zelkova*  
 0778-44-8060 (Tourist Association)  
 No regular holidays

**20 Hinomiya Shrine**  
*Mysterious shrine founded 553 years ago that worships the wolf*  
 0778-44-8060 (Tourist Association)  
 No regular holidays

**21 Ukan Shrine**  
*Historical shrine that performs "Dengaku Nohmai"*  
 0778-44-8060 (Tourist Association)  
 No regular holidays

**22 Horiguchi ke Residence**  
*Restored townhouse with thatched roof in the Edo period style*  
 0778-44-8006 (Board of education)  
 9:00-17:00 Closed in winter  
 \*Designated National Important Cultural Properties

**23 Tree Picnic Adventure Ikeda**  
*Forest playground where both adults and children can enjoy*  
 0778-44-7474  
 10:00-17:00  
 Closed on Tuesday  
 (Open dairy during GW and summer holidays)  
 \*Closed from December to March  
<https://picnic.ikeda-kibou.com/en/>  
 \*Reservation priority

**24 Ikeda Climbing Wall**  
*Indoor sports climbing area with 3 kinds of walls*  
 0778-44-6181  
 (Nouson de Gassiyuku Camp Center)  
 10:00-21:00  
 Closed on New Years' Holidays  
 \*There is irregular holiday.  
 Upon reservation only  
<https://ikeda-climbing.jp/>  
 \*Please make a reservation up to the day before

**25 Omocha House Kodomo to Ki**  
*Toy house full of tree scent*  
 0778-67-5190  
 10:00-16:00  
 Closed on Tuesday(Closed on the following day if Tuesday is a holiday) ,  
 New Years' Holidays  
<http://kodomotoki.ikeda-kibou.com/>

**26 Wood Labo Ikeda**  
*Woodworking studio where you can make authentic wood products*  
 0778-44-6270  
 10:00-17:00  
 Closed on Tuesday, New Years' Holidays  
<https://woodlabo-ikeda.com/>

**27 Uomi Tezukuri Konjak Dojo**  
*Cooking experience of healthy Japanese food "Konjak"*  
 0778-44-6756  
 April to September 9:30-16:00,  
 October to March 10:00-16:00  
 Irregular holiday  
 \*Please make a reservation one week before  
 \*It will take about two hours

**28 Furusato Fureai Dojo**  
*Experience making soba noodles and ricecakes*  
 0778-44-6878  
 10:00-17:00  
 Closed on Tuesday  
 \*Please make a reservation  
 \*It will take about one hour  
 \*Only eating Soba is also available

**29 Amaike no Yado**  
*Fishing pond where you can taste river fish dishes*  
 0778-44-6468  
 8:00-17:00  
 Closed from December to March  
 \*The inn is not currently in operation

**30 Shinbo Family Ski Resort**  
*The perfect ski slope for skiing for the first time*  
 0778-44-7787 (Outside hours 0778-44-8210)  
 Weekdays, New Year's Day 9:00-16:00  
 Saturday, Sunday and public holidays 9:00-17:00  
 No regular holidays in season  
<http://ski.ikeda-kibou.com/>

**31 Farm House Comunita**  
*Popular rustic country hotel with local cuisine*  
 0778-44-7744  
 Check in 15:00  
 Check out 10:00  
 Closed on Wednesday  
 \*Available for dinner only,  
 please make a reservation  
<http://comunita-nakama.com/>



**32 Rider&guesthouse Bekotei**  
*Old Japanese-style house refurbished as guest house*  
 0778-44-7175 9:00-21:00  
 Check in 16:00 Check out 10:00  
 No regular holidays  
<https://facebook.com/1883807628523526/>

**33 Keiryu onsen Kanmuri sou**  
*The only hot spring in town that is open for day trips and stays*  
 0778-44-7755  
 Check in 15:00 Check out 10:00  
 Day Spa 10:00-21:00  
 (January to March 10:00-20:00)  
 Closed on 1st and 3rd Tuesday of each month  
<http://kanmuri.net/>

**34 Syosenkaku Beniya**  
*Convenient Japanese style inn in the center of town*  
 0778-44-6005  
 Check in 16:00 Check out 10:00  
 \*Available for lunch and dinner only,  
 please make a reservation  
 Closed on Thursday  
<https://travel.rakuten.co.jp/HOTEL/145002/>

**35 Cottages in Tree Picnic Adventure Ikeda**  
*Comfortable cottage built in Tree Picnic Adventure Ikeda*  
 0778-44-7474  
 Check in 14:00  
 Check out 9:30  
 Closed on Tuesday  
 (Open dairy during GW and summer holidays)  
 \*Closed from December to March  
<https://picnic.ikeda-kibou.com/en/>

**36 Nouson de Gassiyuku Camp Center**  
*Elementary school building refurbished for comprehensive accommodation facility*  
 0778-44-6181  
 Check in 15:00  
 Check out 10:00  
 Closed on New Years' Holidays  
<https://ikeda-noson-camp.jp/>



Transportation in Ikeda town

A bit inconvenient Ikeda style.

"But everything will be fine!"

Using car is recommended. As there is no rent-a-car in town, please rent a car at JR Takefu station or Fukui station. Public transportation is "JR Takefu Station / Fukui Station⇄Ikeda Town Inari Line" Bus with several buses per day. Transportation within the town can be done only by Shuttle bus "Nakama-go" on weekdays. But, if the bus is in the town, it will stop anywhere if you raise your hand. Hotel staff may also help you so please consult.

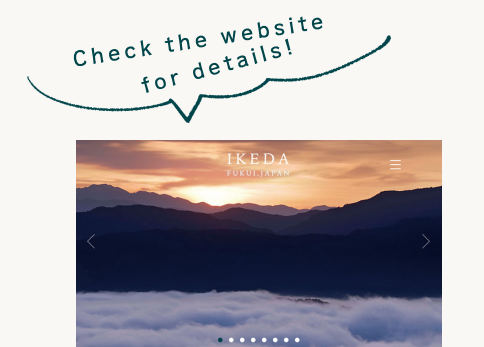


By Car

- About 3.5 hours from Osaka
- About 2.5 hours from Nagoya ( You can use "Takefu IC" at Meishin Expressway to Hokuriku Expressway )
- About 2 hours from Kanazawa ( Use "Sabae IC" at Hokuriku Expressway )

By train / To nearest JR Takefu station

- About 2 hours from Osaka
  - About 2 hours from Nagoya
  - About 1 hour from Kanazawa
  - About 3.5 hours from Tokyo
- \*About 1 hour from "JR Takefu station" by Fukutetsu bus to "Ikeda-cho (Inari bus stop)"



<https://e-ikeda-e.jp/en/>  
 ① ikeda.nouson.kanko ② #ikeda\_fukui

**Ikeda Farm Village Tourist Association (Kottekote Ikeda within)**  
 C/O Kottekote Ikeda, 36-25-1 Inari, Ikeda Town, Imadate-gun, Fukui Prefecture  
 Tel 0778-44-8060  
 Email [ikedanousonkanko@gmail.com](mailto:ikedanousonkanko@gmail.com)

Most of stores and restaurants are closed on New Years' Holidays.